hyp

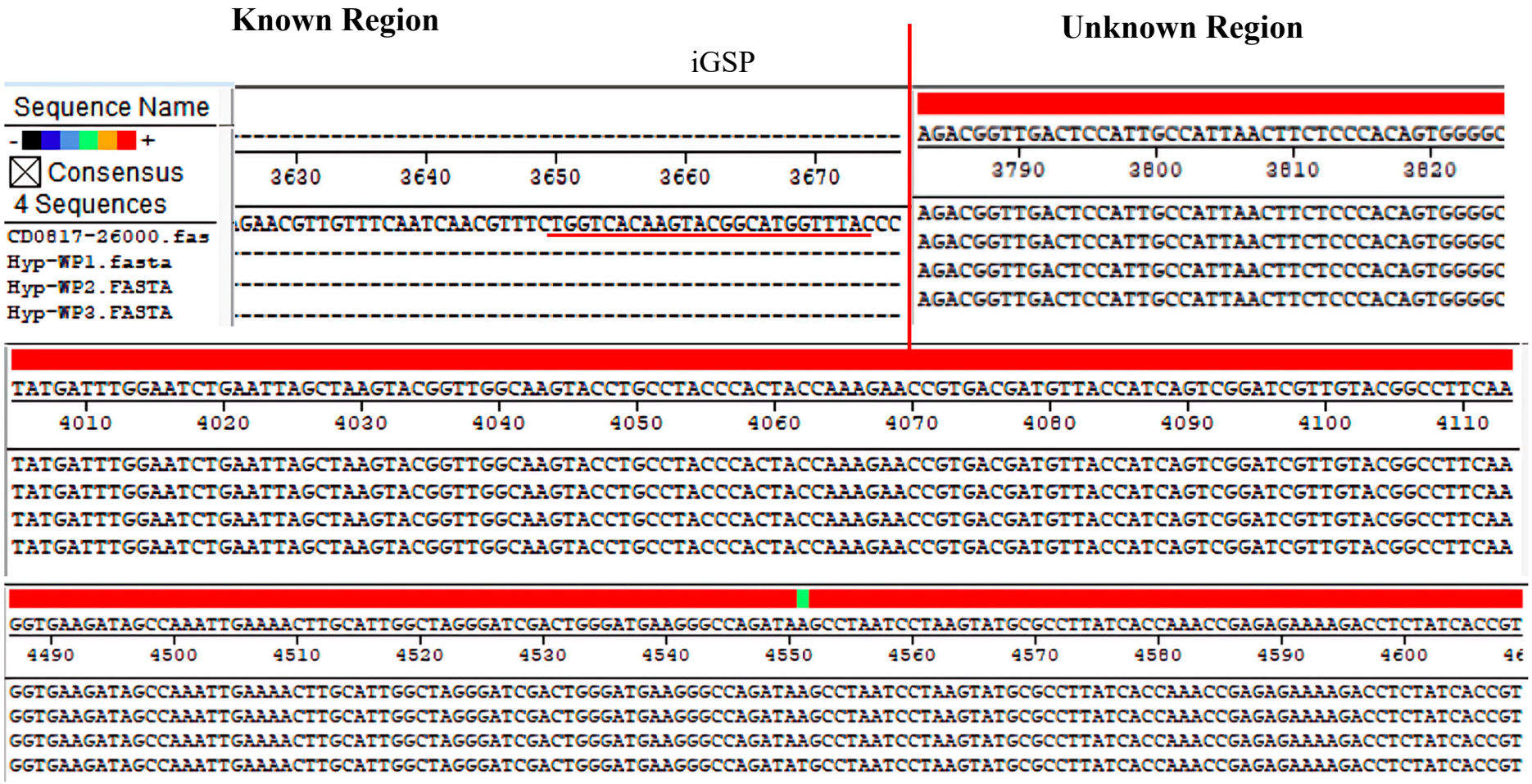
Known Region
Unknown Region
iGSP
Sequence Name
Consensus
4 Sequences
CD0817-26000.fas
Hyp-WP1.fasta
Hyp-WP2.FASTA
Hyp-WP3.FASTA
3630
3640
3650
3660
3670
GAACGTTGTTTCAATCAACGTTTCTGGTCACAAGTACGGCATGGTTTACCC
AGACGGTTGACTCCATTGCCATTAACTTCTCCCACAGTGGGGC
3790
3800
3810
3820
AGACGGTTGACTCCATTGCCATTAACTTCTCCCACAGTGGGGC
AGACGGTTGACTCCATTGCCATTAACTTCTCCCACAGTGGGGC
AGACGGTTGACTCCATTGCCATTAACTTCTCCCACAGTGGGGC
AGACGGTTGACTCCATTGCCATTAACTTCTCCCACAGTGGGGC
TATGATTTGGAATCTGAATTAGCTAAGTACGGTTGGCAAGTACCTGCCTACCCACTACCAAAGAACCGTGACGATGTTACCATCAGTCGGATCGTTGTACGGCCTTCAA
4010
4020
4030
4040
4050
4060
4070
4080
4090
4100
4110
TATGATTTGGAATCTGAATTAGCTAAGTACGGTTGGCAAGTACCTGCCTACCCACTACCAAAGAACCGTGACGATGTTACCATCAGTCGGATCGTTGTACGGCCTTCAA
TATGATTTGGAATCTGAATTAGCTAAGTACGGTTGGCAAGTACCTGCCTACCCACTACCAAAGAACCGTGACGATGTTACCATCAGTCGGATCGTTGTACGGCCTTCAA
TATGATTTGGAATCTGAATTAGCTAAGTACGGTTGGCAAGTACCTGCCTACCCACTACCAAAGAACCGTGACGATGTTACCATCAGTCGGATCGTTGTACGGCCTTCAA
TATGATTTGGAATCTGAATTAGCTAAGTACGGTTGGCAAGTACCTGCCTACCCACTACCAAAGAACCGTGACGATGTTACCATCAGTCGGATCGTTGTACGGCCTTCAA
GGTGAAGATAGCCAAATTGAAAACTTGCATTGGCTAGGGATCGACTGGGATGAAGGGCCAGATAAGCCTAATCCTAAGTATGCGCCTTATCACCAAACCGAGAGAAAAGACCTCTATCACCGT
4490
4500
4510
4520
4530
4540
4550
4560
4570
4580
4590
4600
GGTGAAGATAGCCAAATTGAAAACTTGCATTGGCTAGGGATCGACTGGGATGAAGGGCCAGATAAGCCTAATCCTAAGTATGCGCCTTATCACCAAACCGAGAGAAAAGACCTCTATCACCGT
GGTGAAGATAGCCAAATTGAAAACTTGCATTGGCTAGGGATCGACTGGGATGAAGGGCCAGATAAGCCTAATCCTAAGTATGCGCCTTATCACCAAACCGAGAGAAAAGACCTCTATCACCGT
GGTGAAGATAGCCAAATTGAAAACTTGCATTGGCTAGGGATCGACTGGGATGAAGGGCCAGATAAGCCTAATCCTAAGTATGCGCCTTATCACCAAACCGAGAGAAAAGACCTCTATCACCGT
GGTGAAGATAGCCAAATTGAAAACTTGCATTGGCTAGGGATCGACTGGGATGAAGGGCCAGATATGCCTAATCCTAAGTATGCGCCTTATCACCAAACCGAGAGAAAAGACCTCTATCACCGT

gluT


Known Region
Unknown Region
iGSP
Sequence Name
Consensus
4 Sequences
GLUT22000.fasta
Glut-WP1.fasta
Glut-WP2.fasta
Glut-WP3.fasta
960 970 980 990 1000
1370 1380 1390 1400 1410 1420 1430
1530 1540 1550 1560 1570 1580 1590 1600 1610 1620 1630
1890 1900 1910 1920 1930 1940 1950 1960 1970 1980 1990

Hyg



Supplementary Figure S1. Analysis of sequencing data of the walking results.